

Local Market Update – May 2026

A RESEARCH TOOL PROVIDED BY THE COLUMBUS REALTORS®
BASED ON RESIDENTIAL LISTING DATA ONLY



Whitehall (Corp.)

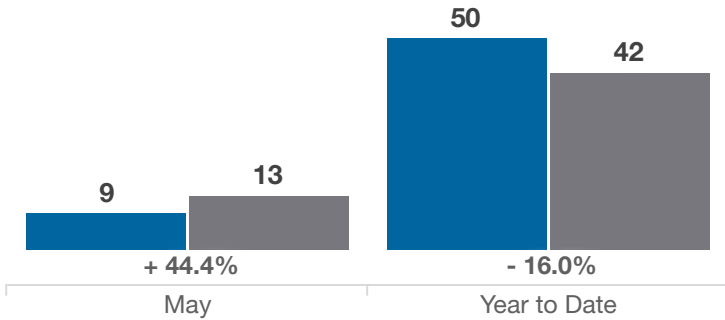
Franklin County

Key Metrics	May			Year to Date		
	2025	2026	% Change	Thru 5-2025	Thru 5-2026	% Change
Closed Sales	9	13	+ 44.4%	50	42	- 16.0%
In Contracts	16	8	- 50.0%	58	45	- 22.4%
Average Sales Price*	\$261,478	\$254,346	- 2.7%	\$225,502	\$237,641	+ 5.4%
Median Sales Price*	\$225,000	\$230,000	+ 2.2%	\$210,000	\$225,000	+ 7.1%
Average Price Per Square Foot*	\$163.04	\$192.97	+ 18.4%	\$171.01	\$188.03	+ 10.0%
Percent of Original List Price Received*	99.9%	95.8%	- 4.1%	98.2%	96.1%	- 2.1%
Percent of Last List Price Received*	101.6%	97.0%	- 4.5%	99.8%	97.7%	- 2.1%
Days on Market Until Sale	24	14	- 41.7%	30	33	+ 10.0%
New Listings	17	13	- 23.5%	55	59	+ 7.3%
Median List Price of New Listings	\$220,000	\$239,900	+ 9.0%	\$215,000	\$219,900	+ 2.3%
Median List Price at Time of Sale	\$215,000	\$239,900	+ 11.6%	\$212,500	\$224,900	+ 5.8%
Inventory of Homes for Sale	10	14	+ 40.0%	—	—	—
Months Supply of Inventory	0.9	1.4	+ 55.6%	—	—	—

* Does not account for sale concessions and/or downpayment assistance. | Percent changes are calculated using rounded figures and can sometimes look extreme due to small sample size.

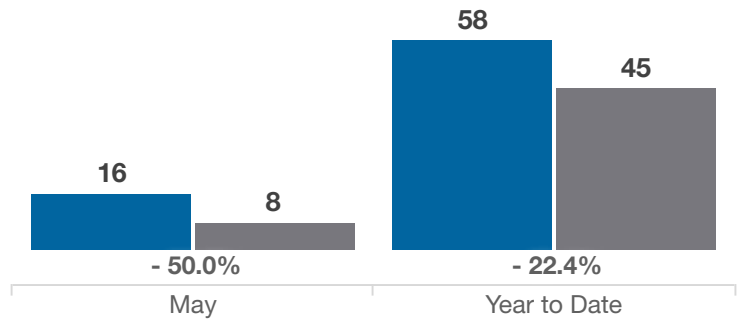
Closed Sales

■ 2025 ■ 2026



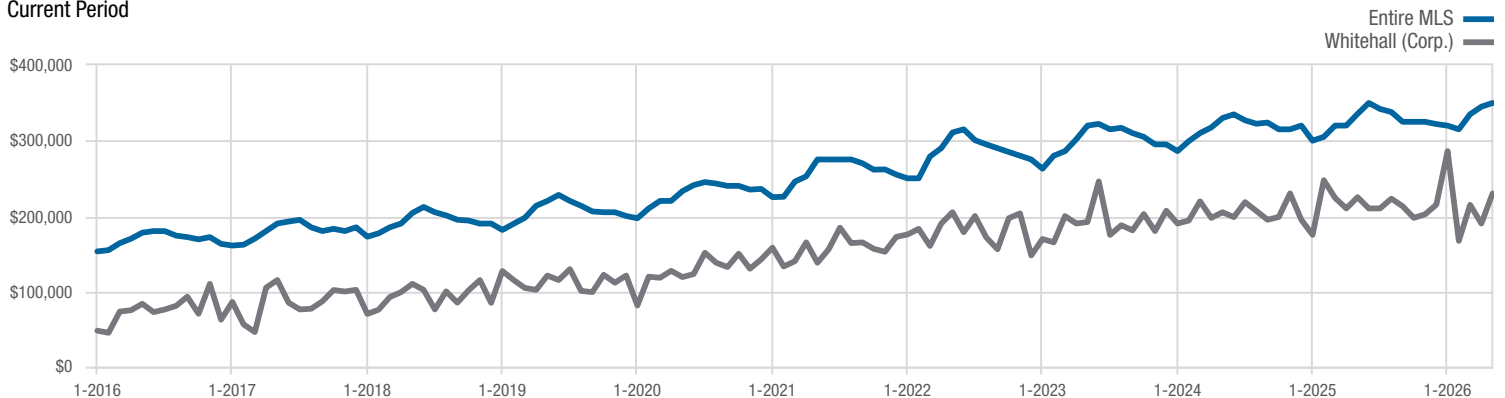
In Contracts

■ 2025 ■ 2026



Median Sales Price

Current Period



Each data point represents the median sales price in a given month.

Local Market Update – May 2026

A RESEARCH TOOL PROVIDED BY THE COLUMBUS REALTORS®
BASED ON RESIDENTIAL LISTING DATA ONLY



Whitehall (Corp.)

Franklin County

