

**- 30.4%**

**0.0%**

**+ 64.2%**

Change in  
New Listings

Change in  
Closed Sales

Change in  
Median Sales Price

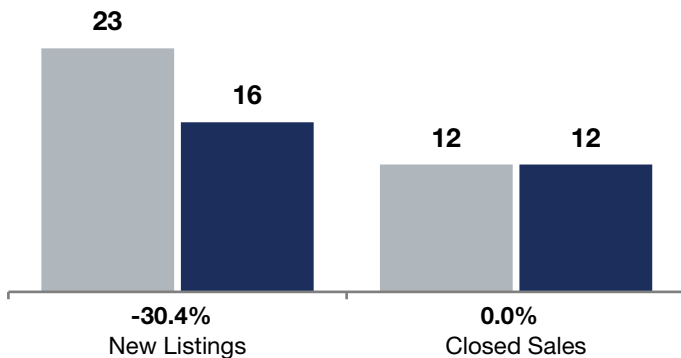
# Vadnais Heights

|  | April     |           |         | Rolling 12 Months |           |         |
|--|-----------|-----------|---------|-------------------|-----------|---------|
|  | 2021      | 2022      | + / -   | 2021              | 2022      | + / -   |
| New Listings                             | 23        | 16        | -30.4%  | 215               | 242       | + 12.6% |
| Closed Sales                             | 12        | 12        | 0.0%    | 202               | 220       | + 8.9%  |
| Median Sales Price*                      | \$250,000 | \$410,500 | + 64.2% | \$295,000         | \$325,000 | + 10.2% |
| Average Sales Price*                     | \$272,800 | \$402,060 | + 47.4% | \$302,813         | \$330,955 | + 9.3%  |
| Price Per Square Foot*                   | \$168     | \$211     | + 25.5% | \$165             | \$187     | + 13.3% |
| Percent of Original List Price Received* | 102.0%    | 104.9%    | + 2.8%  | 101.3%            | 103.2%    | + 1.9%  |
| Days on Market Until Sale                | 18        | 27        | + 50.0% | 28                | 19        | -32.1%  |
| Inventory of Homes for Sale              | 22        | 6         | -72.7%  | --                | --        | --      |
| Months Supply of Inventory               | 1.3       | 0.3       | -76.9%  | --                | --        | --      |

\* Does not account for seller concessions. | Activity for one month can sometimes look extreme due to small sample size.

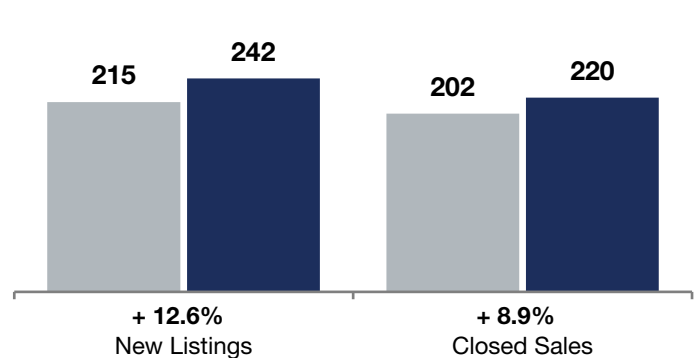
## April

■ 2021 ■ 2022



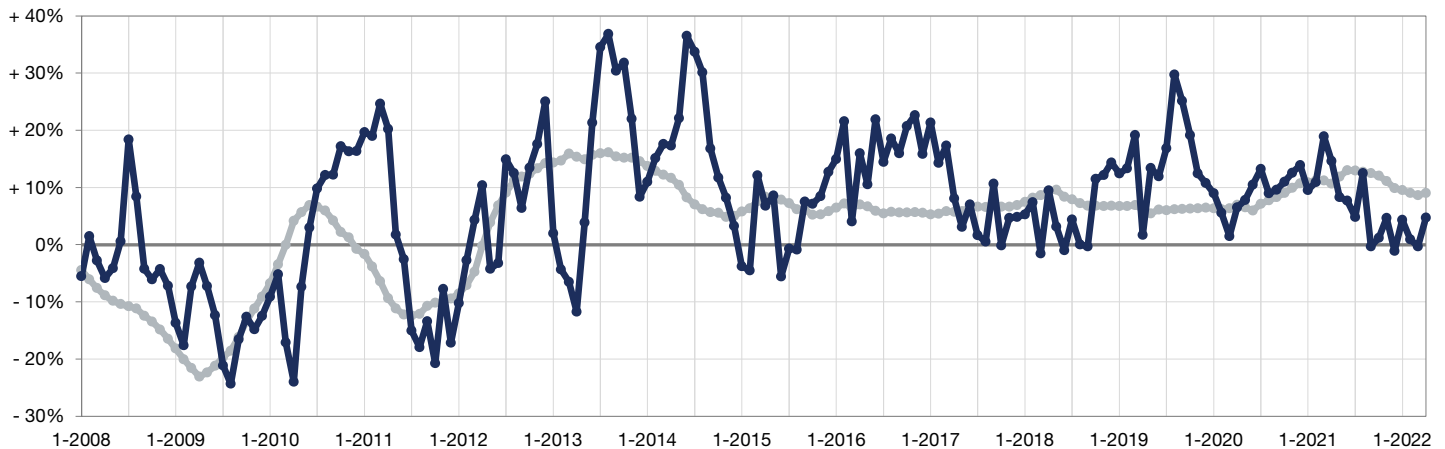
## Rolling 12 Months

■ 2021 ■ 2022



## Change in Median Sales Price from Prior Year (6-Month Average)\*\*

16-County Twin Cities Region —  
Vadnais Heights —



\*\* Each dot represents the change in median sales price from the prior year using a 6-month weighted average. This means that each of the 6 months used in a dot are proportioned according to their share of sales during that period.